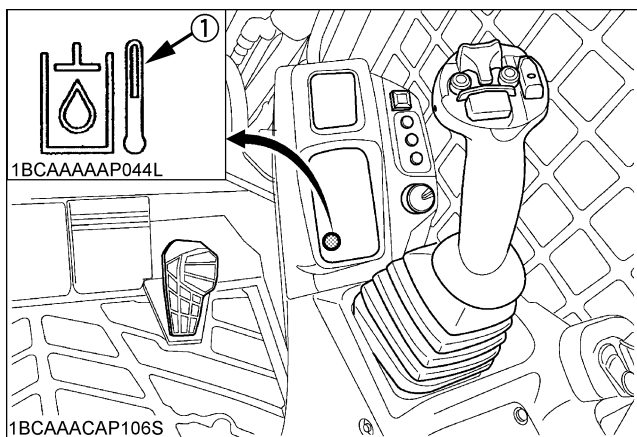


■ Hydraulic Oil Temperature Warning Lamp

The lamp starts blinking and the buzzer starts beeping if the hydraulic oil temperature has reached a specified level.

When the oil temperature has dropped below the specified level or the starter key is turned off, the warning will cease.

Stop the engine and check to see if the level in the hydraulic oil tank is below the minimum mark and for a hydraulic leak.



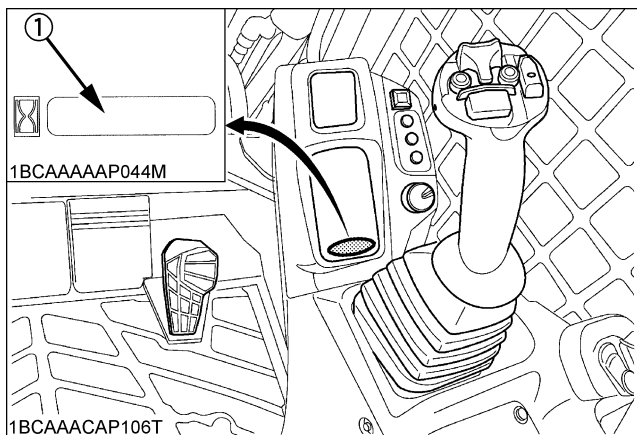
(1) Hydraulic oil temperature warning lamp

■ Hour-Meter

Indicates the total operating hours of the machine.

How the indicator works

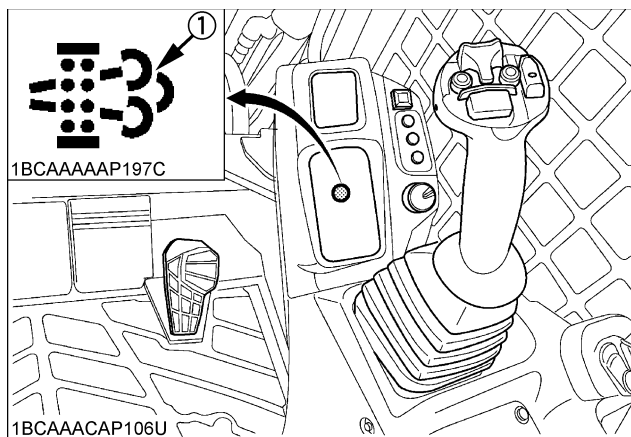
- The meter advances one hour after an hour of operation regardless of the engine rpm.



(1) Hour-meter

■ Diesel Particulate Filter (DPF) regeneration indicator

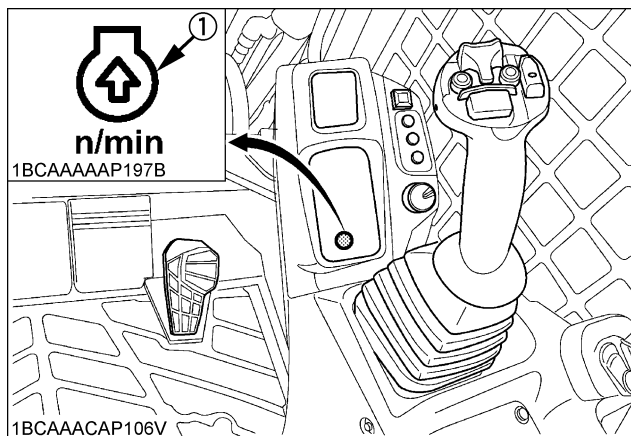
As PM (Particulate Matter) builds up inside the DPF, the DPF regeneration cycle starts automatically to burn away PM. During DPF regeneration, this lamp lights up and stays on and the beep tone keeps sounding to warn the operator.



(1) DPF regeneration indicator

■ Engine rev up warning lamp

If the engine rpm is too low to start regeneration, the DPF regeneration indicator lights up and starts blinking. In such case, rev up the engine until this lamp goes out, the regeneration will automatically start.



(1) Engine rev up warning lamp