

## EVERY 4 YEARS

### ■ Replacing Brake Hose

Consult your local KUBOTA Dealer for this service.

## SERVICE AS REQUIRED

### ■ Bleeding Fuel System

Air must be removed:

1. When the fuel filter or lines are removed.
2. When tank is completely empty.
3. After the vehicle has not been used for a long period of time.

#### ◆ Bleeding procedure is as follows:

1. Fill the fuel tank with fuel.
2. Start the engine and run for about 30 seconds, and then stop the engine.

### ■ Replacing Fuse

The vehicle electrical system is protected from potential damage by fuses.

A blown fuse indicates that there is an overload or short somewhere in the electrical system.

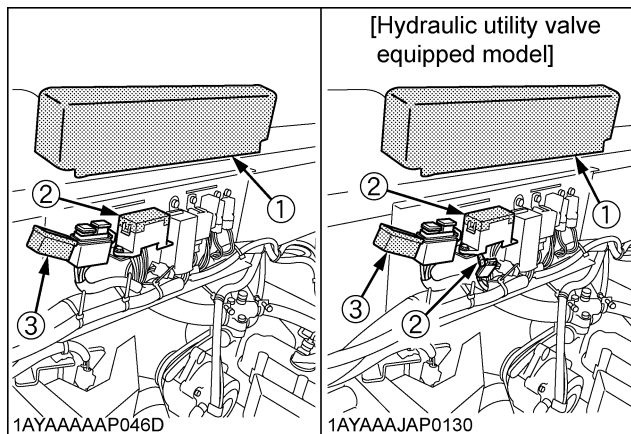
If any of the fuses should blow, replace with a new one of the same capacity.

#### IMPORTANT :

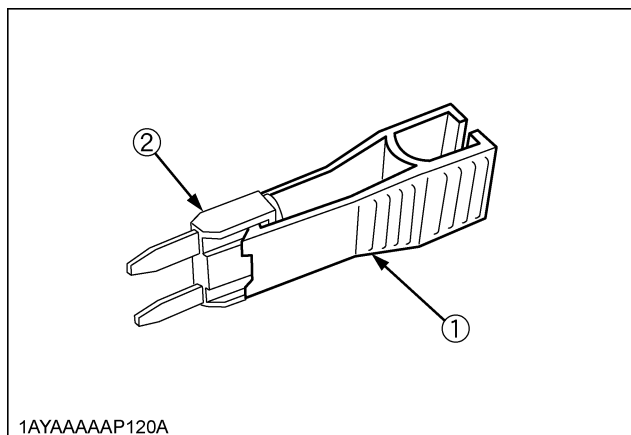
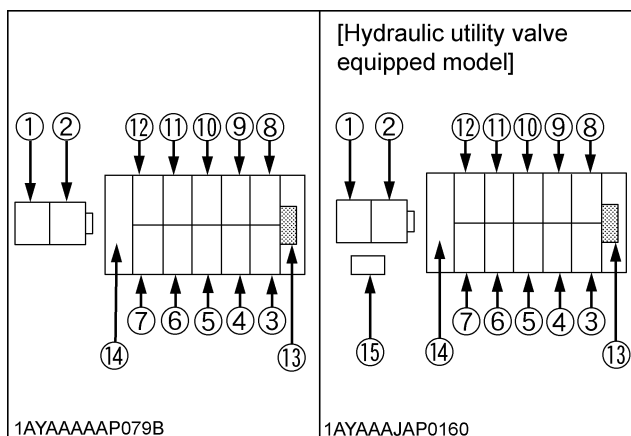
- Before replacing a blown fuse, determine why the fuse blew and make any necessary repairs. Failure to follow this procedure may result in serious damage to the vehicle electrical system. Consult your local KUBOTA Dealer for specific information dealing with electrical problems.

#### ◆ Replacement procedure

1. Disconnect the negative cable of the battery.
2. Remove the cover and the fuse box cover.
3. Pull out the blown fuse using FUSE PULLER in the fuse box.
4. Insert a new fuse into the fuse box.
5. Install the fuse box cover and the cover.
6. Connect the negative battery cable.



- (1) Cover  
(2) Fuse box cover  
(3) Slow-blow fuse box cover



- (1) Fuse puller  
(2) Fuse