

## Service Information Bulletin

After review, initial and circulate this bulletin:

Principal/GM _____	Service Technician _____	Service Technician _____
Service Manager _____	Service Technician _____	Service Technician _____
Parts Manager _____	Service Technician _____	Sales Associate _____
Sales Manager _____	Service Technician _____	Sales Associate _____

### BX,B, L, & M Series: Flywheel Resurfacing Specifications

**Product Line:** BX, B, L, and M

**Model:** All

This bulletin contains general information to assist you if repairs should become necessary as per the subject.

#### **SUBJECT:**

KTC Service is receiving requests for specifications on flywheels for the purpose of resurfacing to repair damaged clutch surfaces.

#### **SOLUTION:**

This service bulletin gives the specifications to use when the flywheel is resurfaced due to damaged clutch surfaces. Clutch resurfacing information is updated to include new tractors and new specifications.

**This Bulletin Supersedes PSB-2004-018**

#### **Warranty Information:**

Service Information Only: This bulletin does not constitute warranty authorization.

## Service Drawings

The Maximum amount of material that can be removed from any flywheel clutch surface is 0.060" (1.5mm).

All specifications must be held to a tolerance of  $\pm 0.0025"$  ( $\pm 0.05\text{mm}$ ).

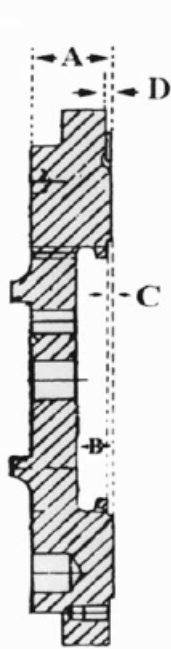


Figure 1

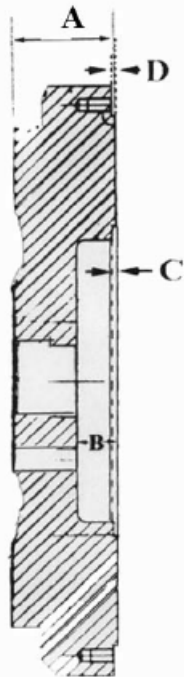


Figure 2

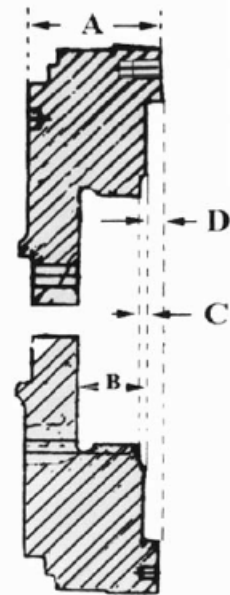


Figure 3

**Please reference figures 1, 2, and 3 and the positions A, B, C and D. for the proper specifications for your application.**

**Specification A& B**

These specifications are used to determine if the flywheel has been machined and the amount of material removed. These specifications can also be used to determine if the amount of material to be removed to clean clutch wear surface will exceed the allowable limit. If the flywheel is not within these specifications please replace the flywheel.

**Specification C**

**THIS DIMENSION MUST REMAIN THE SAME AFTER RESURFACING THE FLYWHEEL.** This recess is provided for hub rivet clearance.

**Specification D**

**THIS DIMENSION MUST REMAIN THE SAME AFTER RESURFACING THE FLYWHEEL.** This is the dimension from the clutch wear surface to the clutch cover-mounting surface.

**Please refer to following pages for measurement specifications.**

[illegible]

Tractor Model	Engine Model	Flywheel Parts	Engine Ser	Fig	SPECIFICATION UNIT: mm				SPECIFICATION UNIT: in.			
					A	B	C	D	A	B	C	D
M4900SUD-R	F2803-ELA-1	16478-25010		3	58.6	36	3	0.6	2.307	1.417	0.118	0.024
M4900SUD-F	F2803-ELA-1	16478-25010		3	58.6	36	3	0.6	2.307	1.417	0.118	0.024
M4900SU-R	F2803-ELA-1	16478-25010		3	58.6	36	3	0.6	2.307	1.417	0.118	0.024
M4900SU-F	F2803-ELA-1	16478-25010		3	58.6	36	3	0.6	2.307	1.417	0.118	0.024
M4950	S2800A	15621-25012		3	58	23	2	2	2.283	0.906	0.079	0.079
M4950-S	S2800A	15621-25012		3	58	23	2	2	2.283	0.906	0.079	0.079
M4950DT	S2800A	15621-25012		3	58	23	2	2	2.283	0.906	0.079	0.079
M4950DT-S	S2800A	15621-25012		3	58	23	2	2	2.283	0.906	0.079	0.079
M5030	S2802-DI-A	17301-25010	~ 48404	3	58.6	36	3	0.6	2.307	1.417	0.118	0.024
M5030	S2802-DI-A	15601-25010	48405 ~	1	38	16	2	2	1.496	0.63	0.079	0.079
M5030	S2802-DI-A	15601-25012	77289 ~	1	38	16	2	2	1.496	0.63	0.079	0.079
M5040F	V3007 DI	1G770-25010		3	71.6	42.5	28.5	0.6	2.82	1.67	1.12	0.024
M5040F-1	V3007 DI-TE3	1G770-25010		3	71.6	42.5	28.5	0.6	2.82	1.67	1.12	0.024
M5040DT	V3007 DI	1G770-25010		3	71.6	42.5	28.5	0.6	2.82	1.67	1.12	0.024
M5040DT-1	V3007 DI-TE3	1G770-25010		3	71.6	42.5	28.5	0.6	2.82	1.67	1.12	0.024
M5400F	F2803-EA	16478-25010		3	58.6	36	3	0.6	2.307	1.417	0.118	0.024
M5400DT	F2803-EA	16478-25010		3	58.6	36	3	0.6	2.307	1.417	0.118	0.024
M5400S	F2803-EA	16478-25010		3	58.6	36	3	0.6	2.307	1.417	0.118	0.024
M5400SD	F2803-EA	16478-25010		3	58.6	36	3	0.6	2.307	1.417	0.118	0.024
M5400DT-N	F2803-EA	16478-25010		3	58.6	36	3	0.6	2.307	1.417	0.118	0.024
M5500DT	D3000	15351-25010		2	39	12.5	N/A	2	1.535	0.492	N/A	0.079
M54640SU	V2403-M-TE3	1G680-25113		1	58	31	5	0.6	2.283	1.22	0.196	0.023
M5700S	F2803-EA-1	16478-25010		3	58.6	36	3	0.6	2.307	1.417	0.118	0.024
M5700S-F	F2803-EA-1	16478-25010		3	58.6	36	3	0.6	2.307	1.417	0.118	0.024
M5700SD	F2803-EA-1	16478-25010		3	58.6	36	3	0.6	2.307	1.417	0.118	0.024
M5700SD-F	F2803-EA-1	16478-25010		3	58.6	36	3	0.6	2.307	1.417	0.118	0.024
M5700SDN	F2803-EA-1	16478-25010		3	58.6	36	3	0.6	2.307	1.417	0.118	0.024
M5700SDN-R	F2803-EA-1	16478-25010		3	58.6	36	3	0.6	2.307	1.417	0.118	0.024
M5700SDC	F2803-EA-1Q	16478-25010		3	58.6	36	3	0.6	2.307	1.417	0.118	0.024
M5700SC	F2803-EA-1Q	16478-25010		3	58.6	36	3	0.6	2.307	1.417	0.118	0.024
M5700HD-F	F2803-EA-2	1G835-25010		3	58.6	36	3	0.6	2.307	1.417	0.118	0.024
M5950	D3200	15571-25010		2	59	23.5	2	2	2.323	0.925	0.079	0.079
M5950- CAB	D3200	15571-25010		2	59	23.5	2	2	2.323	0.925	0.079	0.079
M5950S	D3200A	15571-25010		2	59	23.5	2	2	2.323	0.925	0.079	0.079
M6030	D3200-2A	15351-25010	~ 48404	2	39	12.5	N/A	2	1.535	0.492	N/A	0.079
M6030	D3200-2A	15351-25015	48405 ~	2	39	12.5	N/A	2	1.535	0.492	N/A	0.079
M6030DT	D3200-2A	15351-25010	~ 48404	2	39	12.5	N/A	2	1.535	0.492	N/A	0.079

Tractor Model	Engine Model	Flywheel Parts	Engine Ser	Fig	SPECIFICATION UNIT: mm				SPECIFICATION UNIT: in.			
					A	B	C	D	A	B	C	D
M6030DT	D3200-2A	15351-25015	48405 ~	2	39	12.5	N/A	2	1.535	0.492	N/A	0.079
M6030DT-N	D3200-2A	15351-25010	~ 48404	2	39	12.5	N/A	2	1.535	0.492	N/A	0.079
M6030DT-N	D3200-2A	15351-25015	48405 ~	2	39	12.5	N/A	2	1.535	0.492	N/A	0.079
M6030DT-N-B	D3200-2A	15351-25010	~ 48404	2	39	12.5	N/A	2	1.535	0.492	N/A	0.079
M6030DT-N-B	D3200-2A	15351-25015	48405 ~	2	39	12.5	N/A	2	1.535	0.492	N/A	0.079
M6040F	V3307	1G770-25010		3	71.6	42.5	28.5	0.6	2.82	1.67	1.12	0.024
M6040F-1	V3307-DT-TE3	1G770-25010		3	71.6	42.5	28.5	0.6	2.82	1.67	1.12	0.024
M6040DT	V3307	1G770-25010		3	71.6	42.5	28.5	0.6	2.82	1.67	1.12	0.024
M6040DT-1	V3307-DT-TE3	1G770-25010		3	71.6	42.5	28.5	0.6	2.82	1.67	1.12	0.024
M6800S	V3300-E	15602-63820		3	68.1	35.6	4	0.6	2.681	1.402	0.157	0.024
M6800S-F	V3300-E	15602-63820		3	68.1	35.6	4	0.6	2.681	1.402	0.157	0.024
M6800SD	V3300-E	15602-63820		3	68.1	35.6	4	0.6	2.681	1.402	0.157	0.024
M6800SD-F	V3300-E	15602-63820		3	68.1	35.6	4	0.6	2.681	1.402	0.157	0.024
M6800SC	V3300-E-Q	15602-63820		3	68.1	35.6	4	0.6	2.681	1.402	0.157	0.024
M6800SDC	V3300-E-Q	15602-63820		3	68.1	35.6	4	0.6	2.681	1.402	0.157	0.024
M6800HD-F	V3300-E-HS	1G531-25010	YX0940	3	68.1	35.6	4	0.6	2.681	1.402	0.157	0.024
M6800HD-F	V3300-E-HS	1G531-25010	YY0471	3	68.1	35.6	4	0.6	2.681	1.402	0.157	0.024
M6950	V-4000-2A	15482-25013		2	71.5	36	6	N/A	2.815	1.417	0.236	N/A
M6950-CAB	V-4000-2A	15482-25013		2	71.5	36	6	N/A	2.815	1.417	0.236	N/A
M6950-S	V-4000-2A	15482-25013		2	71.5	36	6	N/A	2.815	1.417	0.236	N/A
M6950DT	V-4000-2A	15482-25013		2	71.5	36	6	N/A	2.815	1.417	0.236	N/A
M6950DT-CAB	V-4000-2A	15482-25013		2	71.5	36	6	N/A	2.815	1.417	0.236	N/A
M6950DT-S	V-4000-2A	15482-25013		2	71.5	36	6	N/A	2.815	1.417	0.236	N/A
M6970DT		15482-25013		2	71.5	36	6	N/A	2.815	1.417	0.236	N/A
M7030	V4000-AH	15452-25010	~ 94484	2	39	12.5	2	2	1.535	0.492	0.079	0.079
M7030	V4000-AH	16141-25010	94485 ~	2	39	12.5	2	2	1.535	0.492	0.079	0.079
M7030N	V4000-3A-1	15724-25010	~ 48404	2	84.5	23.5	2	2	3.327	0.925	0.079	0.079
M7030N	V4000-3A-1	15724-25010		2	84.5	23.5	2	2	3.327	0.925	0.079	0.079
M7030DT	V4000-3A-1	15724-25013	48405 ~	2	84.5	23.5	2	2	3.327	0.925	0.079	0.079
M7030DT	V4000-3A-1	15724-25013	48405 ~	2	84.5	23.5	2	2	3.327	0.925	0.079	0.079
M7030DTNB	V4000-3A-1	15452-25010	~ 94484	2	39	12.5	2	2	1.535	0.492	0.079	0.079
M7030DTNB	V4000-3A-1	16141-25010	94485~	2	39	12.5	2	2	1.535	0.492	0.079	0.079
M7030SU	V4000-3A-1	15452-25010		2	39	12.5	2	2	1.535	0.492	0.079	0.079
M7030SUDT	V4000-3A-1	15452-25010		2	39	12.5	2	2	1.535	0.492	0.079	0.079
M7040F	V3307-DI	1G775-25010		3	58	42.5	28.5	0.6	2.795	1.673	1.122	0.023
M7040F-1	V3307-DI-TE3	1G775-25010		3	58	42.5	28.5	0.6	2.795	1.673	1.122	0.023
M7040DT	V3307-DI	1G775-25010		3	58	42.5	28.5	0.6	2.795	1.673	1.122	0.023
M7040DT-1	V3307-DI-TE3	1G775-25010		3	58	42.5	28.5	0.6	2.795	1.673	1.122	0.023
M7040SU	V3307-DI	1G775-25010		3	58	42.5	28.5	0.6	2.795	1.673	1.122	0.023
M7500	V4000	15452-25010		2	39	12.5	2	2	1.535	0.492	0.079	0.079
M7500DT	V4000-DT	15451-25010		2	39	12.5	2	2	1.535	0.492	0.079	0.079

Tractor Model	Engine Model	Flywheel Parts	Engine Ser	Fig	SPECIFICATION UNIT: mm				SPECIFICATION UNIT: in.			
					A	B	C	D	A	B	C	D
M7500DT	V4000-DT	15452-25010		2	39	12.5	2	2	1.535	0.492	0.079	0.079
M7580DT	V4302-A,AQ	16541-25013	~95874	2	71.5	36	6	N/A	2.815	1.417	0.236	N/A
M7580DT	V4303-A,AQ	16547-25010	95875~	2	71.5	36	6	N/A	2.815	1.417	0.236	N/A
M7950	V4300-A	16547-25010		2	71.5	36	6	N/A	2.815	1.417	0.236	N/A
M8030	V4300-1A	15724-25010		2	59	23.5	2	2	2.323	0.925	0.079	0.079
M8540F	V3800-DI-TI	1G598-25010		2	67	34	N/A	N/A	2.64	1.34	N/A	N/A
M8540F-1	V3800-DI-TE3	1G598-25010		2	67	34	N/A	N/A	2.64	1.34	N/A	N/A
M8540DT	V3800-DI-TI	1G598-25010		2	67	34	N/A	N/A	2.64	1.34	N/A	N/A
M8540DT-1	V3800-DI-TE3	1G598-25010		2	67	34	N/A	N/A	2.64	1.34	N/A	N/A
M8200	V3300-TE	1G541-25010		3	112.5	48.7	2	25.3	4.429	1.917	0.079	0.996
M8200-F	V3300-TE	1G541-25010		3	112.5	48.7	2	25.3	4.429	1.917	0.079	0.996
M8200DT	V3300-TE	1G541-25010		3	112.5	48.7	2	25.3	4.429	1.917	0.079	0.996
M8200DT-F	V3300-TE	1G541-25010		3	112.5	48.7	2	25.3	4.429	1.917	0.079	0.996
M8200DTC	V3300-TE	1G541-25010		3	112.5	48.7	2	25.3	4.429	1.917	0.079	0.996
M8200C	V3300-TE-Q	1G541-25010		3	112.5	48.7	2	25.3	4.429	1.917	0.079	0.996
M8200CCS	V3300-TE-Q	1G541-25010		3	112.5	48.7	2	25.3	4.429	1.917	0.079	0.996
M8200SDNBC	V3300-TE-Q	1G541-25010		3	112.5	48.7	2	25.3	4.429	1.917	0.079	0.996
M8200SDNB	V3300-TE-2	1C011-25010		3	112.5	48.7	2	25.3	4.429	1.917	0.079	0.996
M8200SDNBF	V3300-TE-2	1C011-25010		3	112.5	48.7	2	25.3	4.429	1.917	0.079	0.996
M8580	V4702-A,AQ	16541-25013	~95874	2	71.5	36	6	N/A	2.815	1.417	0.236	N/A
M8580	V4703-A,AQ	16547-25010	95875~	2	71.5	36	6	N/A	2.815	1.417	0.236	N/A
M8950	V4300-T-A	15482-25010		2	71.5	36	6	N/A	2.815	1.417	0.236	N/A
M9000	V3300-TIE	1G541-25010		3	112.5	48.7	2	25.3	4.429	1.917	0.079	0.996
M9000-F	V3300-TIE	1G541-25010		3	112.5	48.7	2	25.3	4.429	1.917	0.079	0.996
M9000DT	V3300-TIE	1G541-25010		3	112.5	48.7	2	25.3	4.429	1.917	0.079	0.996
M9000DT-F	V3300-TIE	1G541-25010		3	112.5	48.7	2	25.3	4.429	1.917	0.079	0.996
M9000DTL	V3300-TIE	1G541-25010		3	112.5	48.7	2	25.3	4.429	1.917	0.079	0.996
M9000DTL-F	V3300-TIE	1G541-25010		3	112.5	48.7	2	25.3	4.429	1.917	0.079	0.996
M9000DTM	V3300-TIE	1G541-25010		3	112.5	48.7	2	25.3	4.429	1.917	0.079	0.996
M9000DTM(W/ROP)	V3300-TIE	1G541-25010		3	112.5	48.7	2	25.3	4.429	1.917	0.079	0.996
M9000DTC	V3300-TIE-Q	1G541-25010		3	112.5	48.7	2	25.3	4.429	1.917	0.079	0.996
M9000DTCCS	V3300-TIE-Q	1G541-25010		3	112.5	48.7	2	25.3	4.429	1.917	0.079	0.996
M9000C	V3300-TIE-Q	1G541-25010		3	112.5	48.7	2	25.3	4.429	1.917	0.079	0.996
9540F	V3800-DI-TI	1G598-25010		2	67	34	N/A	N/A	2.64	1.34	N/A	N/A
M9540F-1	V3800-DI-TE3	1G598-25010		2	67	34	N/A	N/A	2.64	1.34	N/A	N/A
M9540DT	V3800-DI-TI	1G598-25010		2	67	34	N/A	N/A	2.64	1.34	N/A	N/A
M9540DT-1	V3800-DI-TE3	1G598-25010		2	67	34	N/A	N/A	2.64	1.34	N/A	N/A
M9580	V4702-TA	16544-25010	~94484	3	114.5	36	6	43	4.508	1.417	0.236	1.693
M9580	V4702-TA	16548-25010	94485~	3	114.5	36	6	43	4.508	1.417	0.236	1.693
MX5000DT	V2403-M-EA	1G856-25010		1	65	27	N/A	N/A	2.559	1.063	N/A	N/A

[illegible]

[illegible]

Tractor Model	Engine Model	Flywheel Parts	Engine Ser	Fig	SPECIFICATION UNIT: mm				SPECIFICATION UNIT: in.			
					A	B	C	D	A	B	C	D
L2550DT	D1402	17331-25013	17218 ~	3	77.5	34.5	1	8	3.051	1.358	0.039	0.315
L2550DT-GST	D1402	17331-25010	~ 17217	3	77.5	34.5	1	8	3.051	1.358	0.039	0.315
L2550DT-GST	D1402	17331-25013	17218 ~	3	77.5	34.5	1	8	3.051	1.358	0.039	0.315
L2550F (DUAL)	D1402	17332-25010	~ 17217	1	38.5	13.5	1	2	1.516	0.531	0.039	0.079
L2550F (DUAL)	D1402	17332-25013	17218 ~	1	38.5	13.5	1	2	1.516	0.531	0.039	0.079
L2550F (SINGLE)	D1402	17331-25010	~ 17217	3	77.5	34.5	1	8	3.051	1.358	0.039	0.315
L2550F (SINGLE)	D1402	17331-25013	17218 ~	3	77.5	34.5	1	8	3.051	1.358	0.039	0.315
L2600 DT	D1403-AE	16417-25010		3	46	16	1	8	1.811	0.63	0.039	0.315
L2600 F	D1404-AE	16417-25010		3	46	16	1	8	1.811	0.63	0.039	0.315
L260P	Z1300	15151-25010		N/A	N/A	N/A	N/A	N/A	N/A	N/A	N/A	N/A
L2650DT (DUAL)	D1402-DI-AE	17332-25013		1	38.5	13.5	1	2	1.516	0.531	0.039	0.079
L2650 DT-GST	D1402-DI-AE	17331-25015		3	77.5	34.5	1	8	3.051	1.358	0.039	0.315
L2650 DT-WET	D1402-DI-AE	16705-25010		3	69.5	44.5	6.5	N/A	2.736	1.752	0.256	N/A
L2650F (DUAL)	D1402-DI-AE	17332-25013		1	38.5	13.5	1	2	1.516	0.531	0.039	0.079
L275 (SINGLE)	D1302	15331-25010	10001~	3	46	16	1	8	1.811	0.63	0.039	0.315
L275 (SINGLE)	D1302	15521-25010	10001 ~	3	77.5	34.5	1	8	3.051	1.358	0.039	0.315
L275 (DUAL)	D1302	15525-25010		1	38.5	13.5	1	2	1.516	0.531	0.039	0.079
L2800 DT	D1403-M-E2A	16417-25010		3	46	16	1	8	1.811	0.63	0.039	0.315
L2800 F	D1403-M-E2A	16417-25010		3	46	16	1	8	1.811	0.63	0.039	0.315
L2800HST	D1403	16417-25010	~7Y0484	3	46	16	1	8	1.811	0.63	0.039	0.315
	D1503	16417-25013	8A0001~	3	46	16	1	8	1.811	0.63	0.039	0.0315
L2850DT (DUAL)	V1702-DI-A	17356-25010	~ 15627	1	38.5	13.5	1	2	1.516	0.531	0.039	0.079
L2850DT (DUAL)	V1702-DI-A	17356-25012	15628 ~	1	38.5	13.5	1	2	1.516	0.531	0.039	0.079
L2850DT (SINGLE)	V1702-DI-A	17355-25010	~14656	3	78.5	27.5	1	16	3.091	1.083	0.039	0.63
L2850DT (SINGLE)	V1702-DI-A	17355-25012	14657 ~	3	78.5	27.5	1	16	3.091	1.083	0.039	0.63
L2850DT-GST	V1702-DI-A	17355-25010		3	78.5	27.5	1	16	3.091	1.083	0.039	0.63
L2850F (DUAL)	V1702-DI-A	17356-25010	~15627	1	38.5	13.5	1	2	1.516	0.531	0.039	0.079
L2850F (DUAL)	V1702-DI-A	17356-25012	15628 ~	1	38.5	13.5	1	2	1.516	0.531	0.039	0.079
L2850F (SINGLE)	V1702-DI-A	17355-25010	~14656	3	78.5	27.5	1	16	3.091	1.083	0.039	0.63
L2850F (SINGLE)	V1702-DI-A	17355-25012	14657 ~	3	78.5	27.5	1	16	3.091	1.083	0.039	0.63
L285P	V1500	15401-25010		3	46	16	1	8	1.811	0.63	0.039	0.315
L285WP	V1500	15401-25010		3	46	16	1	8	1.811	0.63	0.039	0.315
L2900 DT	D1503-L-A	16457-25010		1	65	27	N/A	N/A	2.559	1.063	N/A	N/A
L2900 DT-GST	D1504-L-A	16457-25010		1	65	27	N/A	N/A	2.559	1.063	N/A	N/A
L2900 F	D1505-L-A	16457-25010		1	65	27	N/A	N/A	2.559	1.063	N/A	N/A

Tractor Model	Engine Model	Flywheel Parts	Engine Ser	Fig	SPECIFICATION UNIT: mm				SPECIFICATION UNIT: in.			
					A	B	C	D	A	B	C	D
L2950DT (DUAL)	D1462-DI-AE	17369-25010		1	38.5	13.5	1	2	1.516	0.531	0.039	0.079
L2950DT-GST	D1462-DI-AE	17325-25010		3	78.5	27.5	1	16	3.091	1.083	0.039	0.63
L2950DT-WET	D1462-DI-AE	16705-25010		3	69.5	44.5	6.5	N/A	2.736	1.752	0.256	N/A
L2950F	D1462-DI-AE	17369-25010		1	38.5	13.5	1	2	1.516	0.531	0.039	0.079
L295DT	D1301-A.A-2	15331-25010	~ 11820	3	46	16	1	8	1.811	0.63	0.039	0.315
L295DT	D1301-A.A-2	15331-25014	11821~	3	46	16	1	8	1.811	0.63	0.039	0.315
L295F	D1301-A.A-2	15331-25010	~ 11820	3	46	16	1	8	1.811	0.63	0.039	0.315
L295F	D1301-A.A-2	15331-25014	11821~	3	46	16	1	8	1.811	0.63	0.039	0.315
L3000 DT	D1503-ELA-1	16722-25010		3	43	18	N/A	5	1.693	0.709	N/A	0.197
L3000 F	D1503-ELA-1	16722-25010		3	43	18	N/A	5	1.693	0.709	N/A	0.197
L3010 DT/GST/HST	D1503-L-AN	16457-25012		1	65	27	N/A	N/A	2.559	1.063	N/A	N/A
L3010 F	D1504-L-AN	16457-25012		1	65	27	N/A	N/A	2.559	1.063	N/A	N/A
L305DT	D1301-DA	15357-25010		3	46	16	1	8	1.811	0.63	0.039	0.315
L305F	D1301-DA	15357-25010		3	46	16	1	8	1.811	0.63	0.039	0.315
L3130 DT/GST/HST	D1503	1G726-25010		1	63.5	25.5	N/A	N/A	2.5	1.004	N/A	N/A
L3130 F	D1503	1G726-25010		1	63.5	25.5	N/A	N/A	2.5	1.004	N/A	N/A
L3200DT/F	D1503-M-E3-LB2-BB	16417-25013	~7CVZ999	3	46	16	1	8	1.811	0.63	0.039	0.315
		16417-25015	8A0001~	3	46	16	1	8	1.811	0.63	0.039	0.315
L3200HST	D1503-M-E3-LB3-BB	1J818-25010	~7CVZ999	3	43	15	1	9	1.692	0.59	0.039	0.354
		1J818-25012	8A0001~	3	43	15	1	9	1.692	0.59	0.039	0.354
L3240DT/GST/HST/HSTC/F	D1703	1G726-25010	~7Y2415	1	63.5	25.5	N/A	N/A	2.5	1.004	N/A	N/A
L3240DT/GST/HST/HSTC/F-3	D1703	1G726-25013	8A0001~	1	63.5	25.5	N/A	N/A	2.5	1.004	N/A	N/A
L3250 DT	V1902-DI-A	17356-25012		1	38.5	13.5	1	2	1.516	0.531	0.039	0.079
L3250 F	V1902-DI-A	17356-25012		1	38.5	13.5	1	2	1.516	0.531	0.039	0.079
L3300 DT	D1703-A	16457-25012		1	65	27	N/A	N/A	2.559	1.063	N/A	N/A
L3300 DT-GST	D1703-A	16457-25012		1	65	27	N/A	N/A	2.559	1.063	N/A	N/A
L3300 F	D1703-A	16457-25012		1	65	27	N/A	N/A	2.559	1.063	N/A	N/A
L3301DT/F		1A328-25012		3	46	16	1	8	1.811	0.63	0.039	0.315
L3301HST		1A329-25010		3	46	16	1	8	1.811	0.63	0.039	0.315
L3350DT	V1902-DI-A	17365-25010		1	38.5	13.5	1	2	1.516	0.531	0.039	0.079
L3350DT	V1902-DI-A	17366-25010		1	38.5	13.5	1	2	1.516	0.531	0.039	0.079
L3400DT/F	D1703-MA-E2A	1G758-25010		1	38.5	13.5	1	2	1.516	0.531	0.039	0.079
	D1803	1A050-25010		1	38.5	13.5	1	2	1.516	0.531	0.039	0.079
L3400HST	D1703	16417-25010		3	46	16	1	8	1.811	0.63	0.039	0.315
	D1803	1J830-25010		3	46	16	1	8	1.811	0.63	0.039	0.315
L3410 DT/GST/HST	D1703-AN	16457-25012		1	65	27	N/A	N/A	2.559	1.063	N/A	N/A
L3430 DT/GST/HST CAB		1G726-25010		1	63.5	25.5	N/A	N/A	2.5	1.004	N/A	N/A
L345	V1501-DA	15415-25010		1	38	21	N/A	2	1.496	0.827	N/A	0.079
L345 DT	V1501-DA	15415-25010		1	38	21	N/A	2	1.496	0.827	N/A	0.079
L3450 DT	V1902-DI-AE	17365-25014		1	38.5	13.5	1	2	1.516	0.531	0.039	0.079
L3450 DT-GST	V1902-DI-AE	17355-25014		3	78.5	27.5	1	16	3.091	1.083	0.039	0.63
L3450 DT-WET	V1902-DI-AE	16743-25010		3	69.5	44.5	6.5	N/A	2.736	1.752	0.256	N/A
L3450 F	V1902-DI-AE	17356-25012		1	38.5	13.5	1	2	1.516	0.531	0.039	0.079

Tractor Model	Engine Model	Flywheel Parts	Engine Ser	Fig	SPECIFICATION UNIT: mm				SPECIFICATION UNIT: in.			
					A	B	C	D	A	B	C	D
L35	D1703-TLB	16487-25010		3	96.5	25.2	N/A	16	3.799	0.992	N/A	0.63
L355 SS	V1701A	15424-25010		1	45.5	15.5	1	N/A	1.791	0.61	0.039	N/A
L3540GST/HST/HSTC	D1803	1G843-25010	~7Y0770	1	63.5	25.5	N/A	N/A	2.5	1.004	N/A	N/A
L3540GST/HST/HSTC-3	D1803	1G843-25013	8A0001~	1	63.5	25.5	N/A	N/A	2.5	1.004	N/A	N/A
L3560DT/GST	D1803-CR-E4-GL1-B	1J812-25010	~7DHZ999	1	63.5	25.5	N/A	N/A	2.5	1.004	N/A	N/A
		2J812-25013	7DJ0001~	1	63.5	25.5	N/A	N/A	2.5	1.004	N/A	N/A
L3600 DT	V1903-A	16493-25012		1	65	27	N/A	N/A	2.559	1.063	N/A	N/A
L3600 DT-C	V1904-A	16493-25012		1	65	27	N/A	N/A	2.559	1.063	N/A	N/A
L3600 DT-GST	V1905-A	16493-25012		1	65	27	N/A	N/A	2.559	1.063	N/A	N/A
L3600 DT-GST-C	V1906-A	16493-25012		1	65	27	N/A	N/A	2.559	1.063	N/A	N/A
L3650DT	V1902-DI/X- AE,SC	17356-25013		1	38.5	13.5	1	2	1.516	0.531	0.039	0.079
L3650DT-GST	V1902-DI/X- AE,SC	17355-25014		3	78.5	27.5	1	16	3.091	1.083	0.039	0.63
L3650DT-WET	V1902-DIX-AE	16743-25010		3	69.5	44.5	6.5	N/A	2.736	1.752	0.256	N/A
L3650F	V1902-DIX-AE	17356-25012		1	38.5	13.5	1	2	1.516	0.531	0.039	0.079
L3700SU	D1803-M-E3-LB3	1J830-25010		3	46	16	1	8	1.811	0.63	0.039	0.315
L3710 DT-HST-C	V1903-AN/EA	16493-25012		1	65	27	N/A	N/A	2.559	1.063	N/A	N/A
L3710 DT/GST/HST	V1904-AN/EA	16493-25012		1	65	27	N/A	N/A	2.559	1.063	N/A	N/A
L3750	F2302-DI-L	17381-25010		1	71	36	1	N/A	2.795	1.417	0.039	N/A
L3750DT	F2302-DI-L	17381-25010		1	71	36	1	N/A	2.795	1.417	0.039	N/A
L3800DT/F	D1803-M-E3-LB4-BB	1A050-25010	~7CVZ999	1	38.5	13.5	1	2	1.516	0.531	0.039	0.079
	D1803-M-E3-LB5-BB	1A050-25013	7CW0001~	1	38.5	12.5	1	2	1.516	0.492	0.039	0.079
L3800HST		1A152-25010	~7CVZ999	3	43	15	N/A	6	1.693	0.591	N/A	0.236
		1A152-25012	7CW0001~	3	43	15	N/A	6	1.693	0.591	N/A	0.236
L3830 DT/GST/HST (EXCEPT HST)	D1803-M-E-GST	1G842-25010		1	63.5	25.5	N/A	N/A	2.5	1.004	N/A	N/A
L3830 DT/GST/HST (HST)	D1803-M-E-HST	1G843-25010		1	63.5	25.5	N/A	N/A	2.5	1.004	N/A	N/A
L3830F	D1803-M-E-GST	1G482-25010		1	63.5	25.5	N/A	N/A	2.5	1.004	N/A	N/A
L39	D1803-M-E3-TLB	1G842-25010	~7Y0770	1	63.5	25.5	N/A	N/A	2.5	1.004	N/A	N/A
		1G842-25013	8A0001~	1	63.5	25.5	N/A	N/A	2.5	1.004	N/A	N/A
L3901DT/F		1A330-25012		1	38.5	12.5	1	2	1.516	0.492	0.039	0.079
L3901HST		1A329-25010		3	43	15	N/A	6	1.693	0.591	N/A	0.236
L3940DT/GST	V2003-M-E2-GST1-B	1G792-25010	~7Y0178	1	63.5	25.5	N/A	N/A	2.5	1.004	N/A	N/A
L3940DT/GST/-3		1G792-25013	8A0001~	1	63.5	25.5	N/A	N/A	2.5	1.004	N/A	N/A
L3940HST/HSTC	V2003-M-E2-HST1-B	1G793-25010	~7Y0178	1	63.5	25.5	N/A	N/A	2.5	1.004	N/A	N/A
L3940HST/HSTC/-3		1G793-25013	8A0001~	1	63.5	25.5	N/A	N/A	2.5	1.004	N/A	N/A
L4060DT/GST	V2403-CR-E4-GL1	1J810-25010	~7DHZ999	1	63.5	25.5	N/A	N/A	2.5	1.004	N/A	N/A
		1J810-25014	7DJ0001~	1	63.5	25.5	N/A	N/A	2.5	1.004	N/A	N/A
L4400DT/F/HST	V2203-M-E2-A	1G793-25010	~7Y7114	1	63.5	25.5	N/A	N/A	2.5	1.004	N/A	N/A
	V2203-M-3-LB	1G793-25013	8A0001~	1	63.5	25.5	N/A	N/A	2.5	1.004	N/A	N/A
L4600DT/F/HST	V2203-M-E3-LB3	TC404-25012		1	63.5	25.5	N/A	N/A	2.5	1.004	N/A	N/A
L4150	F2302-DI	17382-25010		1	38	16	1	2	1.496	0.63	0.039	0.079
L4150 DT	F2302-DI	17382-25010		1	38	16	1	2	1.496	0.63	0.039	0.079
L4150 DT-N	F2302-DI	17397-25010		1	71	40	1	N/A	2.795	1.575	0.039	N/A
L4200 DT	V2203-A	16493-25012		1	65	27	N/A	N/A	2.559	1.063	N/A	N/A
L4200 DT-C	V2203-A	16493-25012		1	65	27	N/A	N/A	2.559	1.063	N/A	N/A
L4200 DT-GST	V2203-A	16493-25012		1	65	27	N/A	N/A	2.559	1.063	N/A	N/A
L4200 DT-GST-C	V2203-A	16493-25012		1	65	27	N/A	N/A	2.559	1.063	N/A	N/A
L4200 F	V2203-A	16493-25012		1	65	27	N/A	N/A	2.559	1.063	N/A	N/A
L4200 F-C	V2203-A	16493-25012		1	65	27	N/A	N/A	2.559	1.063	N/A	N/A
L4200 F-GST	V2203-A	16493-25012		1	65	27	N/A	N/A	2.559	1.063	N/A	N/A

Tractor Model	Engine Model	Flywheel Parts	Engine Ser	Fig	SPECIFICATION UNIT: mm				SPECIFICATION UNIT: in.			
					A	B	C	D	A	B	C	D
L4240DT/GST	V2203-M-E2-GST1	1G792-25010	~7Y2975	1	63.5	25.5	N/A	N/A	2.5	1.004	N/A	N/A
L4240DT/GST/-3		1G792-25013	8A0001~	1	63.5	25.5	N/A	N/A	2.5	1.004	N/A	N/A
L4240HST/HSTC	V2203-M-E2-HST1	1G793-25010	~7Y2975	1	63.5	25.5	N/A	N/A	2.5	1.004	N/A	N/A
L4240HST/HSTC/-3		1G793-25013	8A0001~	1	63.5	25.5	N/A	N/A	2.5	1.004	N/A	N/A
L4300 DT	V2203-A	16493-25012		1	65	27	N/A	N/A	2.559	1.063	N/A	N/A
L4300 F	V2203-A	16493-25012		1	65	27	N/A	N/A	2.559	1.063	N/A	N/A
L4310 DT-GST-C/HST-C	V2203-AN/EA	16493-25012		1	65	27	N/A	N/A	2.559	1.063	N/A	N/A
L4310 DT/GST/HST	V2203-AN/EA	16493-25012		1	65	27	N/A	N/A	2.559	1.063	N/A	N/A
L4310 F	V2203-AN/EA	16493-25012		1	65	27	N/A	N/A	2.559	1.063	N/A	N/A
L4330 DT/GST/HST - C (EXCEPT HST)	V2203	1G792-25010		1	63.5	25.5	N/A	N/A	2.5	1.004	N/A	N/A
L4330 DT/GST/HST - C (HST)	V2203	1G793-25010		1	63.5	25.5	N/A	N/A	2.5	1.004	N/A	N/A
L4350 DT (MDT)	V2203-DI-A	17366-25014		1	38	16	1	2	1.496	0.63	0.039	0.079
L4350 DT (HDT)	V2204-DI-A	17366-25014		1	38	16	1	2	1.496	0.63	0.039	0.079
L4350 DT (HDT-W)	V2205-DI-A	17115-25010		1	38	16	2	2	1.496	0.63	0.079	0.079
L45	V2203-M-E3-TLB1	1G793-25013		1	63.5	25.5	N/A	N/A	2.5	1.004	N/A	N/A
L4610 DT-GST	V2203-EHA	16493-25012		1	65	27	N/A	N/A	2.559	1.063	N/A	N/A
L4610 DT-HST	V2203-EHA	16493-25012		1	65	27	N/A	N/A	2.559	1.063	N/A	N/A
L4610 DT-HST-C	V2203-EHA	16493-25012		1	65	27	N/A	N/A	2.559	1.063	N/A	N/A
L4630DT/GST(C)/HST (EXCEPT HST)	V2203	1G792-25010		1	63.5	25.5	N/A	N/A	2.5	1.004	N/A	N/A
L4630DT/GST(C)/HST (HST)	V2203	1G793-25010		1	63.5	25.5	N/A	N/A	2.5	1.004	N/A	N/A
L4701DT/F/HST		1A331-25010		1	63.5	25.5	N/A	N/A	2.5	1.004	N/A	N/A
L4740GST	V2403-M-E2-GST1	1G792-25010	~7Y2975	1	63.5	25.5	N/A	N/A	2.5	1.004	N/A	N/A
L4740GST-3		1G792-25013	8A0001~	1	63.5	25.5	N/A	N/A	2.5	1.004	N/A	N/A
L4740HST/HSTC	V2403-M-E2-HST1	1G793-25010	~7Y2975	1	63.5	25.5	N/A	N/A	2.5	1.004	N/A	N/A
L4740HST/HSTC/-3		1G793-25010	8A0001~	1	63.5	25.5	N/A	N/A	2.5	1.004	N/A	N/A
L4760GST	V2403-CR-E4-GL4	1J810-25010	~7DHZ999	1	63.5	25.5	N/A	N/A	2.5	1.004	N/A	N/A
		1J810-25014	7DJ0001~	1	63.5	25.5	N/A	N/A	2.5	1.004	N/A	N/A
L48	V2403-M-ETLB	1G851-25010		1	65	30	N/A	N/A	2.559	1.181	N/A	N/A
L4850DT (MDT)	F2503-DI-A	17382-25012		1	38	16	1	2	1.496	0.63	0.039	0.079
L4850DT (HDT)	F2504-DI-A	17381-25012	~77288	1	38	16	1	2	1.496	0.63	0.039	0.079
L4850DT (HDT)	F2505-DI-A	17382-25012	77289 ~	1	38	16	1	2	1.496	0.63	0.039	0.079
L4850DT (HDT-W)	F2506-DI-A	17121-25010		1	53	31	2	2	2.087	1.22	0.079	0.079
L5030 GST/HST ( C ) (EXCEPT HST)	V2403	1G792-25010		1	63.5	25.5	N/A	N/A	2.5	1.004	N/A	N/A
L5030 GST/HST ( C ) (HST)	V2403	1G793-25010		1	63.5	25.5	N/A	N/A	2.5	1.004	N/A	N/A
L5040GST	V2403-M-TE2-GST4	1G793-25010	~7Y2975	1	63.5	25.5	N/A	N/A	2.5	1.004	N/A	N/A
L5040GST-3		1G793-25013	8A0001~	1	36.5	25.5	N/A	N	2.5	1.004	N/A	N/A
L5060GST	V2403-CR-TE4-GL1	1J810-25010	~7DHZ999	1	63.5	25.5	N/A	N/A	2.5	1.004	N/A	N/A
		1J810-25014	7DJ0001~	1	63.5	25.5	N/A	N/A	2.5	1.004	N/A	N/A
L5240HST/HSTC	V2403-M-TE2-HST1	1G793-25010	~7Y2975	1	63.5	25.5	N/A	N/A	2.5	1.004	N/A	N/A
L5240HST/HSTC/-3		1G793-25013	8A0001~	1	63.5	25.5	N/A	N/A	2.5	1.004	N/A	N/A
L5450DT	F2803-DI	17121-25010	~ 60314	1	53	31	2	2	2.087	1.22	0.079	0.079
L5450DT	D2803-DI	17121-25010	60315~	1	53	31	2	2	2.087	1.22	0.079	0.079
L5740HST/HSTC		1G793-25010	~7Y2975	1	63.5	25.5	N/A	N/A	2.5	1.004	N/A	N/A
L5740HST/HSTC/-3		1G793-25013	8A0001~	1	63.5	25.5	N/A	N/A	2.5	1.004	N/A	N/A

Tractor Model	Engine Model	Flywheel Parts	Engine Ser	Fig	SPECIFICATION UNIT: mm				SPECIFICATION UNIT: in.			
					A	B	C	D	A	B	C	D
B1550 D	D850-5B	15541-25012		1	35	16	2	N/A	1.378	0.63	0.079	N/A
B1550 E	D850-5B	15541-25012		1	35	16	2	N/A	1.378	0.63	0.079	N/A
B1550 HST-D	D850-5B	15541-25012		1	35	16	2	N/A	1.378	0.63	0.079	N/A
B1550 HST-D	D850-5B	15541-25012		1	35	16	2	N/A	1.378	0.63	0.079	N/A
B1550 HST-E	D850-5B	15541-25012		1	35	16	2	N/A	1.378	0.63	0.079	N/A
B1550 HST-E	D850-5B	15541-25012		1	35	16	2	N/A	1.378	0.63	0.079	N/A
B1700 D	D905-D10	16261-25014	XZ0500	2	47	16	2	N/A	1.85	0.63	0.079	N/A
B1700 D	D905-D10	16261-25015	YA0001	2	47	16	2	N/A	1.85	0.63	0.079	N/A
B1750 HST-E	D950-5B	15541-25012		1	35	16	2	N/A	1.378	0.63	0.079	N/A
B20	D950-A-T	15531-25013		1	61	36	2	N/A	2.402	1.417	0.079	N/A
B21	D1005-TLB	16261-25014	XZ0500	2	47	16	2	NA	1.85	0.63	0.079	N/A
B21	D1005	16261-25015	YA0001	2	47	16	2	N/A	1.85	0.63	0.079	N/A
B2100 D	D1005-D10	16261-25014	XZ0500	2	47	16	2	N/A	1.85	0.63	0.079	N/A
B2100 D	D1005-D10	16261-25015	YA0001	2	47	16	2	N/A	1.85	0.63	0.079	N/A
B2100 E	D1005-D10	16261-25014	XZ0500	2	47	16	2	N/A	1.85	0.63	0.079	N/A
B2100 E	D1005-D10	16261-25015	YA0001	2	47	16	2	N/A	1.85	0.63	0.079	N/A
B2100 HSD	D1005-D10	16261-25015		2	47	16	2	N/A	1.85	0.63	0.079	N/A
B2100 HSE	D1005-D10	16261-25015		2	47	16	2	N/A	1.85	0.63	0.079	N/A
B2150 D	V1200-5B	15777-25012		1	38	13	1	2	1.496	0.512	0.039	0.079
B2150 E	V1200-5B	15777-25012		1	38	13	1	2	1.496	0.512	0.039	0.079
B2150 HSD	V1200-5B	15741-25012		1	38	13	1	2	1.496	0.512	0.039	0.079
B2150 HSE	V1200-5B	15741-25012		1	38	13	1	2	1.496	0.512	0.039	0.079
B2320	D1005-E3-D22	16261-25015		2	47	16	2	N/A	1.85	0.63	0.079	N/A
B2400 D	D1105-D10	16261-25014	XZ0500	2	47	16	2	N/A	1.85	0.63	0.079	N/A
B2400 D	D1105-D10	16261-25015	YA0001	2	47	16	2	N/A	1.85	0.63	0.079	N/A
B2400 E	D1105-D10	16261-25014	XZ0500	2	47	16	2	N/A	1.85	0.63	0.079	N/A
B2400 E	D1105-D10	16261-25015	YA0001	2	47	16	2	N/A	1.85	0.63	0.079	N/A
B2400 HSD	D1105-D10	16261-25015		2	47	16	2	N/A	1.85	0.63	0.079	N/A
B2400 HSE	D1105-D10	16261-25015		2	47	16	2	N/A	1.85	0.63	0.079	N/A
B2410 HSD	D1105-D16	16261-25015		2	47	16	2	N/A	1.85	0.63	0.079	N/A
B2410 HSDB	D1105-D16	16261-25015		2	47	16	2	N/A	1.85	0.63	0.079	N/A
B2410 HSE	D1105-D16	16261-25015		2	47	16	2	N/A	1.85	0.63	0.079	N/A
B26	D1105-E2-TLB	16261-25015		2	47	16	2	N/A	1.85	0.63	0.079	N/A
B2620	D1105-E3-D22	16261-25015		2	47	16	2	N/A	1.85	0.63	0.079	N/A
B2710 HSD	V1305E-D12	17451-25010		2	47	16	2	N/A	1.85	0.63	0.079	N/A

[illegible]

Tractor Model	Engine Model	Flywheel Parts	Engine Ser	Fig	SPECIFICATION UNIT: mm				SPECIFICATION UNIT: in.			
					A	B	C	D	A	B	C	D
B7500 DTN	D1005	16261-25015		2	47	16	2	N/A	1.85	0.63	0.079	N/A
B7500 HSD	D1005	16261-25015		2	47	16	2	N/A	1.85	0.63	0.079	N/A
B7510D	D1005-E-D16	16261-25015		2	47	16	2	N/A	1.85	0.63	0.079	N/A
B7510DN	D1005-E-D16	16261-25015		2	47	16	2	N/A	1.85	0.63	0.079	N/A
B7510HSD	D1005-E-D16	16261-25015		2	47	16	2	N/A	1.85	0.63	0.079	N/A
B7610HSD	D1105-E-D16	16261-25015		2	47	16	2	N/A	1.85	0.63	0.079	N/A
B7800HSD0	V1505-E-D16	17451-25012		2	47	16	2	N/A	1.85	0.63	0.079	N/A
B8200 EP	D950	15531-25010		2	65	36	2	N/A	2.559	1.417	0.079	N/A
B8200 HST-DP	D950	15531-25010		2	65	36	2	N/A	2.559	1.417	0.079	N/A
B8200 HST-EP	D950	15531-25010		2	65	36	2	N/A	2.559	1.417	0.079	N/A
B9200 DC-DP	V1200-A	15741-25010		2	65	23	2	8	2.559	0.906	0.079	0.315
B9200 DC-EP	V1200-A	15741-25010		2	65	23	2	8	2.559	0.906	0.079	0.315
B9200 HSD-TOW	V1200-A	15741-25012		2	65	23	2	8	2.559	0.906	0.079	0.315
B9200 HST-DP	V1200-A	15741-25010	~ 567063	2	65	23	2	8	2.559	0.906	0.079	0.315
B9200 HST-DP	V1200-A	15741-25012	567064 ~	2	65	23	2	8	2.559	0.906	0.079	0.315
B9200 HST-EP	V1200-A	15741-25010	~ 567063	2	65	23	2	8	2.559	0.906	0.079	0.315
B9200 HST-EP	V1200-A	15741-25010	567064 ~	2	65	23	2	8	2.559	0.906	0.079	0.315
BX1500 D	V1200-A	1E006-25010		2	54	32	7.2	NA	2.126	1.26	0.283	N/A
BX1800 D	D722	16864-25030		2	36	13	2	N/A	1.417	0.512	0.079	N/A
BX1830 D	D722	16864-25030		2	36	13	2	N/A	1.417	0.512	0.079	N/A
BX2200 D	D905	16265-25014	~ YD1625	2	42	18	NA	NA	1.654	0.709	N/A	N/A
BX2200 D	D905	1G032-25010	YE0001 ~	2	54	30	NA	NA	2.126	1.181	N/A	N/A
BX2230 D	D905	1E007-25010		2	54	30	N/A	N/A	2.126	1.181	N/A	N/A
BX22 D	D905	1G032-25010		2	54	30	NA	NA	2.126	1.181	N/A	N/A
BX23 D	D905	1G032-25010		2	54	30	NA	NA	2.126	1.181	N/A	N/A