


B161P015

- (1) Rubber Hose (3) Delivery Pipe  
(2) GST Delivery Pipe (4) Brake Rod



B161P016

### Hydraulic Pipes

1. Remove the brake rod (4) and delivery pipe (3).
2. Remove the GST delivery pipe (2). (GST or independent PTO type only.)
3. Slide the rubber hose (1).

#### (When reassembling)

- Reinstall the pipe clamp securely.

Tightening torque	Joint bolt for delivery pipe (3) and hydraulic block	49.0 to 58.8 N·m 5.0 to 6.0 kgf·m 36.2 to 43.4 ft-lbs
	Joint bolt for GST delivery pipe (2) and regulator valve (GST or independent PTO type only)	34.3 to 39.2 N·m 3.5 to 4.0 kgf·m 25.3 to 28.9 ft-lbs


### Separating the Engine from Clutch Housing

1. Place the jack under the clutch housing case.
2. Hoist the engine by the nylon lift strap at the tank support.
3. Remove the engine mounting screws, and then pull the engine to the front.

#### (When reassembling)

- Apply grease to the splines.
- Apply liquid gasket (Three Bond 1208D or equivalent) to joint face of the engine and clutch housing.

Tightening torque	Engine and clutch housing mounting screws, nuts	77.5 to 90.2 N·m 7.9 to 9.2 kgf·m 57.1 to 66.5 ft-lbs
	Engine and clutch housing mounting stud bolts	39.2 to 49.0 N·m 4.0 to 5.0 kgf·m 28.9 to 36.2 ft-lbs




B161P021

### Fuel Tank

1. Remove the shutter plate (4) mounting four screws.
2. Disconnect the fuel pipe from the fuel tank then drain the fuel.
3. Disconnect the fuel return pipes (2), (3).
4. Remove the fuel tank to the rear after removing the fuel tank mounting screws.
5. Remove the tank support (1).

- (1) Fuel Tank Support (3) Fuel Return Pipe  
(2) Fuel Return Pipe (4) Shutter Plate



B161P022

### Preparation

1. Remove the exhaust muffler (1) and recovery tank (2).
2. Remove the wiring harness (6) of the headlight and the air cleaner indicator from the clamp then move it to the front axle side.
3. Disconnect the radiator hoses (3), (5), (7) and air cleaner hose (4) at the engine side.

- (1) Exhaust Muffler (5) Radiator Hose  
(2) Recovery Tank (6) Wiring Harness  
(3) Radiator Hose (7) Radiator Hose  
(4) Air Cleaner Hose