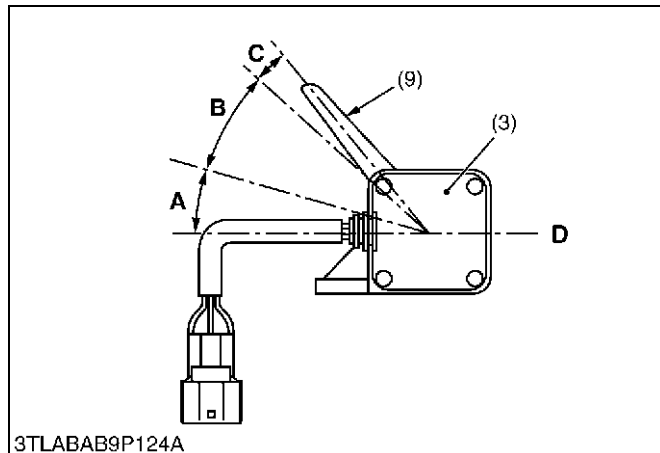

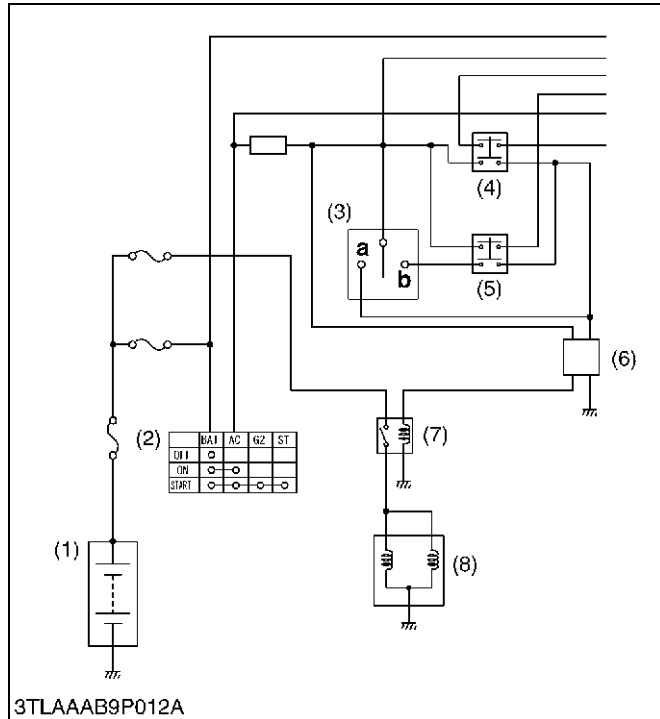


2. OPERATOR PRESENCE CONTROL



The tractor equips operator presence control (OPC) system which automatically stops the engine when operator stands from the seat while shifting the PTO lever, shuttle lever or HST pedal.

This system is controlled by the seat switch (3), OPC timer (6), key stop solenoid relay (7), key stop solenoid (8), PTO switch (4) and range gear shift switch (5).

■ Electric Circuit

1. When sitting on the seat in the state of main switch **ON**, the battery voltage passes the seat switch (3) and the OPC timer (6), and maintain the key stop solenoid relay (7).
2. When standing from the operators seat, the circuit from the seat switch (3) to the OPC timer is cut. However, if the levers (or pedal) are set at a neutral position, the circuit from the battery to the key stop solenoid relay (7) is formed with the lever switches (4), (5).
3. When standing from the seat while shifting the levers, the circuit from the battery to the key stop solenoid relay is cut, and the engine is stopped by function of key stop solenoid (8).

■ OPC Timer

After the current supply cuts, the OPC timer (6) adopted for this system has maintained the state of **ON** position for about one second.

■ Seat Switch

The seat switch (3) has two **ON** positions. One is sitting condition, and another is condition of seat lifting.

Therefore, if the engine is started, levers are shifted to neutral, it gets off from the tractor, and the seat is tilted forward, the PTO operation etc. become possible.

- | | |
|-----------------------------|---------------------------|
| (1) Battery | a : Sitting on the seat |
| (2) Main Switch | b : Lifting the seat |
| (3) Seat Switch | A : Seat Switch is ON |
| (4) PTO Switch | B : Seat Switch is OFF |
| (5) Range Gear Shift Switch | C : Seat Switch is ON |
| (6) OPC Timer | D : Seat Suspension Plate |
| (7) Key Stop Solenoid Relay | |
| (8) Key Stop Solenoid | |
| (9) Sensor Bar | |

W1012717