
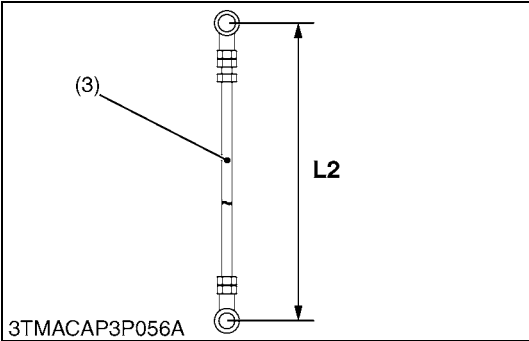



[2] MAIN GEAR SHIFTING




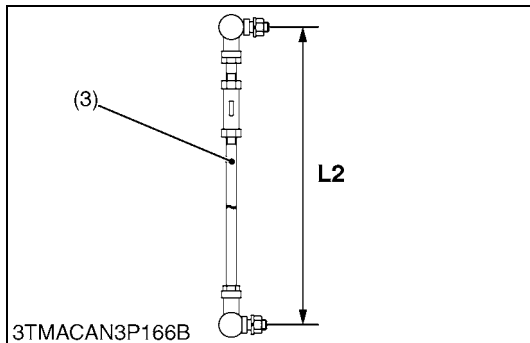


Checking Function of Main Gear Shift (ROPS Model)

- 1. Check the function of the main gear shift.
 - Neutral position to 1st gear position.
 - Neutral position to 2nd gear position.
 - Neutral position to 3rd gear position.
 - Neutral position to 4th gear position.
- 2. If shifting is not smooth, check the length of main shift rod 1 (1) and main shift rod 2 (3). Adjust the select cable (2) so that the lever end (4) has contact with stopper (5) when main gear shift lever operates to 1st-2nd direction and the main gear shift lever is positioned in vertically at “neutral” position.

| | | |
|---------------------------------|--------------------|---------------------|
| Length of main shift rod 1 (L1) | Initial adjustment | 262 mm 10.32 in. |
| Length of main shift rod 2 (L2) | Factory spec. | 359 mm 14.13 in. |

- (1) Main Shift Rod 1
 - (2) Select Cable
 - (3) Main Shift Rod 2
 - (4) Lever End
 - (5) Stopper
 - (6) Main Gear Shift Lever
- L1 :Main Shift Rod 2 Length
L2 :Main Shift Rod 1 Length

W1011767



Checking Function of Main Gear Shift (CABIN Model)

- Check the function of the main gear shift.
 - Neutral position to 1st gear position.
 - Neutral position to 2nd gear position.
 - Neutral position to 3rd gear position.
 - Neutral position to 4th gear position.
- If shifting is not smooth, check the length of main shift rod 2 (1) and main shift rod 1 (3). Adjust the select cable (2) so that the lever end (4) has contact with stopper (5) when main gear shift lever operates to 1st-2nd direction and the main gear shift lever is positioned in vertically at “neutral” position.

| | | |
|---------------------------------|--------------------|---------------------|
| Length of main shift rod 2 (L1) | Initial adjustment | 287 mm 10.95 in. |
| Length of main shift rod 1 (L2) | Factory spec. | 447 mm 17.6 in. |

- Main Shift Rod 2
- Select Cable
- Main Shift Rod 1
- Lever End
- Stopper
- Main Gear Shift Lever

L1 :Main Shift Rod 2 Length
L2 :Main Shift Rod 1 Length

W1101501