

■Rear Wheels

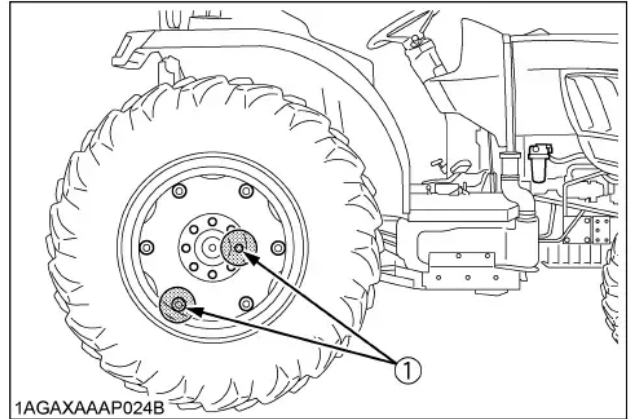
Rear tread width can be adjusted as shown with the standard equipped tires.

To change the tread width

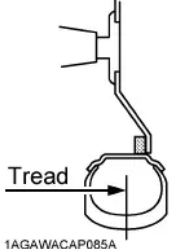
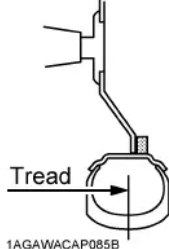
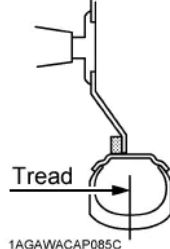
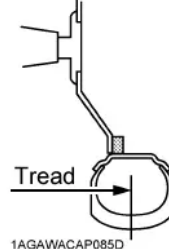
1. Remove the wheel rim and / or disk mounting bolts.
2. Change the position of the rim and / or disk (right and left) to the desired position, and tighten the bolts.

IMPORTANT :

- Always attach wheels as shown in the drawings.
- If not attached as illustrated, transmission parts may be damaged.
- When re-fitting or adjusting a wheel, tighten the bolts to the following torques then recheck after driving the tractor 200 m (200 yards) and 10 times of shuttle movement by 5 m (5 yards), and thereafter according to service interval.
(See "MAINTENANCE" section.)



(1) 215 N-m (22 kgf-m, 160 ft-lbs)

Models	 1AGAWACAP085A	 1AGAWACAP085B	 1AGAWACAP085C	 1AGAWACAP085D
L3560 12.4-24 Farm	1200 mm (47.2 in.)	1300 mm (51.2 in.)	1385 mm (54.5 in.)	1480 mm (58.3 in.)
L4060, L4760 14.9-24 Farm	---	1285 mm (50.6 in.)	1435 mm (56.5 in.)	1530 mm (60.2 in.)
L3560 420/70-24 IND	---	1325 mm (52.2 in.)	1360 mm (53.5 in.)	1465 mm (57.7 in.)
L4060, L4760 17.5L-24 IND	---	1340 mm (52.8 in.)	1380 mm (54.3 in.)	1490 mm (58.7 in.)
L5060, L5460, L6060 13.6-28 Farm	1220 mm (48.0 in.)	1330 mm (52.4 in.)	1425 mm (56.1 in.)	1530 mm (60.2 in.)
L5060, L5460, L6060 14.9-26 Farm	---	---	1325 mm (52.2 in.)	1430 mm (56.3 in.)
L5060, L5460, L6060 17.5L-24 IND	---	1360 mm (53.5 in.)	1395 mm (54.9 in.)	1500 mm (59.1 in.)

